




The Baldwin Company  
Phone: 847-455-1686  
Fax: 847-455-1706  
[www.baldeweinco.com](http://www.baldeweinco.com)  
[info@bcoparts.com](mailto:info@bcoparts.com)

## Filters and Strainers

For the Sanitary Industries



### Jensen Series

- 316 stainless steel construction
- 1 to 3 in. inline and side-inlet models
- Filter elements from 40 to 765  $\mu\text{m}$ ; strainer overscreens from 73 to 1130  $\mu\text{m}$

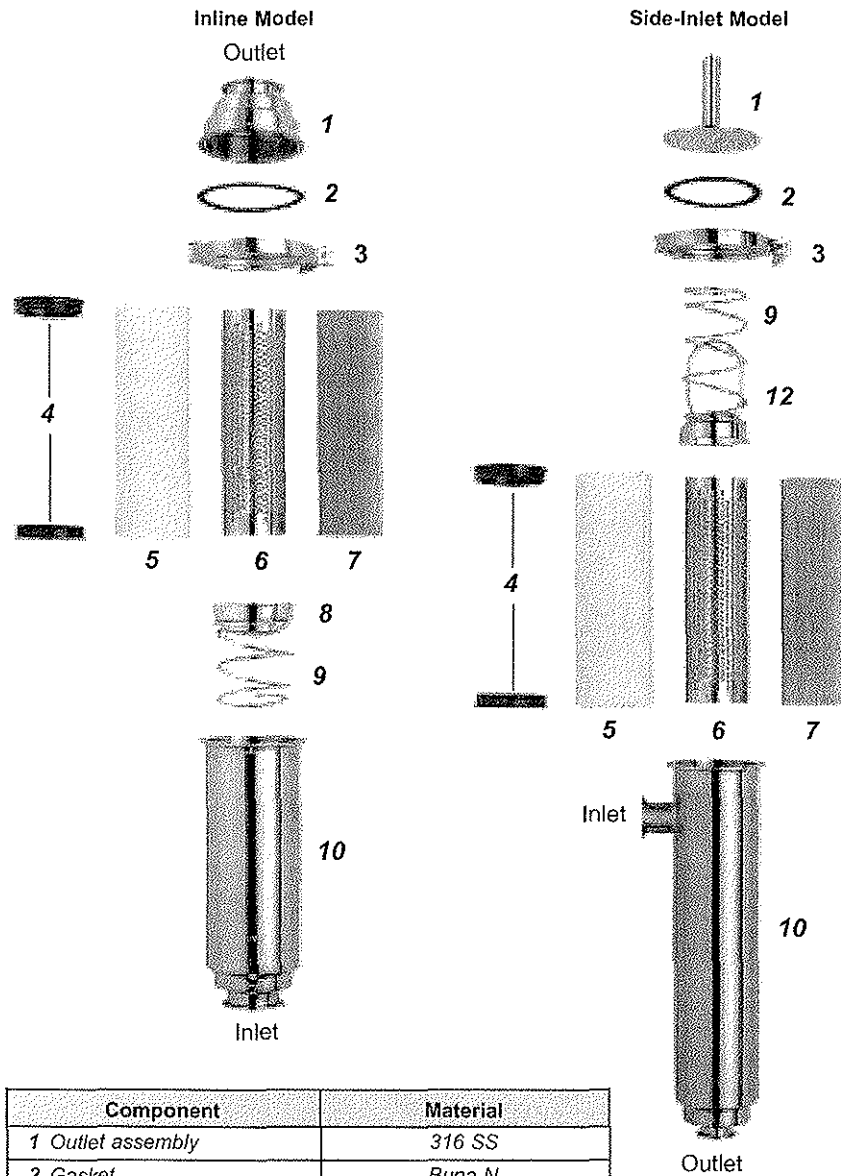


**The Baldwin Company**  
Phone: 847-455-1686  
Fax: 847-455-1706  
[www.baldeweinco.com](http://www.baldeweinco.com)  
[info@bcoparts.com](mailto:info@bcoparts.com)

**Features**

- Fast, easy take-down, assembly, and cleaning
- Remove and replace filter elements and strainer overscreens with minimal product loss
- Easily convert from filter to strainer
- Short and long models with 1 to 3 in. Kwik-Clamp end connections standard; bevel-seat connections also available
- Several interchangeable parts for minimized maintenance inventory requirements
- Dual and multiple units, floor-mount stands, and wall-mount brackets available

**Components**



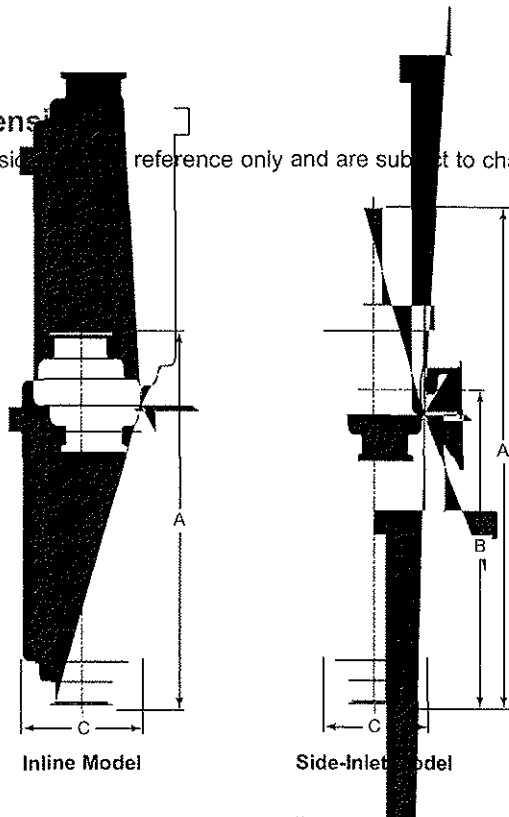
Component	Material
1 Outlet assembly	316 SS
2 Gasket	Buna N
3 Clamp	304 SS
4 Retaining rings (filters only)	Buna N
5 Filter element (filters only; must be ordered separately)	Varies with nominal pore size; see <b>Filter Elements</b> , page 4.
6 Backup tube (all units) <sup>①</sup>	316 SS
7 Overscreen (strainers only; must be ordered separately)	
8 Distributor cap	
9 Spring	
10 Body	
11 Cover assembly	
12 Distributor cap, handle assembly	

Wetted components listed in *italics*.

① Backup tubes with 9 holes per square inch (1/4 in. perforations) are standard; tubes with 33 holes per square inch (1/8 in. perforations) are available. Specify with order.

**Dimensions**

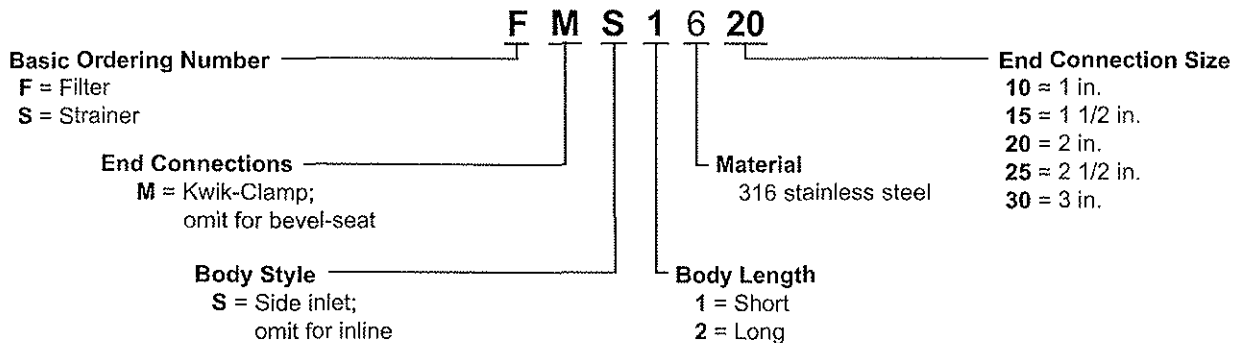
Dimensions are for reference only and are subject to change.



End Connection Size in.	Effective Filtration Area ft <sup>2</sup> (cm <sup>2</sup> )	Dimensions, in. (mm)						
		A				B		C
		Inline Model		Side-Inlet Model		Kwik-Clamp	Bevel-Seat	
Kwik-Clamp	Bevel-Seat	Kwik-Clamp	Bevel-Seat	Kwik-Clamp	Bevel-Seat			
<b>Short Models</b>								
1	0.65 (604)	15.8 (401)	16.1 (409)	22.2 (564)	22.4 (569)	15.4 (391)	15.6 (396)	4.00 (102)
1 1/2			16.2 (411)		22.5 (572)			
2			16.4 (417)		22.6 (574)			
2 1/2			16.5 (419)		22.7 (577)			
3	0.75 (697)						15.8 (401)	4.50 (114)
<b>Long Models</b>								
1 1/2	1.95 (1812)	35.4 (899)	35.8 (909)	41.9 (1064)	41.1 (1044)	35.0 (889)	35.2 (894)	4.00 (102)
2			36.0 (914)		42.2 (1072)			
2 1/2	2.25 (2090)		36.1 (917)		42.3 (1074)			35.4 (899)
3								

**Ordering Information**


Build a filter or strainer ordering number by combining the designators in the sequence shown below.



Filter elements and strainer overscreens must be ordered separately; see **Options and Accessories**, next page.

## Options and Accessories

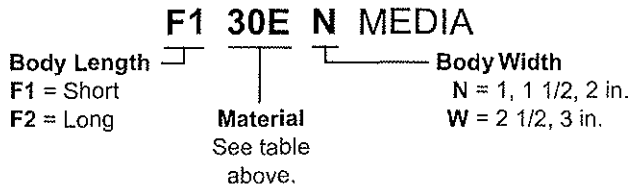
### Filter Elements



Nominal Pore Size µm	Material	Designator
40	Nonwoven rayon	30E
250	Smooth-weave polyester fiber	30N
300	Cotton cheesecloth	30C
420	Woven nylon or rayon	30G
500	Cotton flannel	30B
765	Woven nylon or polyester	30D

### Ordering Information


Build a filter element ordering number by combining the designators in the sequence shown below.



To order, provide the filter element ordering number and the filter ordering number.

Example: **F130ENMEDIA** for **FMS1620** is a 40 µm nonwoven rayon element for a 2 in. short side-inlet filter with Kwik-Clamp end connections.

### Replacement Backup Tubes




Strainer Models	Holes Per Square Inch	Ordering Number
1, 1 1/2, 2 in. short	9 (1/4 in. perforations)	S1CORE
2 1/2, 3 in. short		S1WCORE
1, 1 1/2, 2 in. long		S2CORE
2 1/2, 3 in. long		S2WCORE
1, 1 1/2, 2 in. short	33 (1/8 in. perforations)	S1CORE18
2 1/2, 3 in. short		S1WCORE18
1, 1 1/2, 2 in. long		S2CORE18
2 1/2, 3 in. long		S2WCORE18

### Safe Product Selection

When selecting a product, the total system design must be considered to ensure safe, trouble-free performance. Function, material compatibility, adequate ratings, proper installation, operation, and maintenance are the responsibilities of the system designer and user.

### Strainer Overscreens



Nominal Pore Size µm	Aperture in.	Basic Ordering Number
73	0.0029	MESH200
104	0.004	MESH150
117	0.005	MESH120
140	0.006	MESH100
178	0.007	MESH080
229	0.009	MESH060
279	0.011	MESH050
381	0.015	MESH040
533	0.021	MESH030
864	0.034	MESH020
1130	0.045	MESH016

### Ordering Information

Add a strainer model designator to a basic ordering number.

Example: **2WMESH200**

To order, provide the strainer overscreen ordering number and the strainer ordering number.

Strainer Model	Designator
1, 1 1/2, 2 in. short	---
2 1/2, 3 in. short	W
1, 1 1/2, 2 in. long	2
2 1/2, 3 in. long	2W

Example: **2WMESH200** for **SM2625** is a 73 µm (200 mesh) screen for a 2 1/2 in. long inline strainer with Kwik-Clamp port connections.

### Replacement Retaining Rings

Filter element retaining ring ordering numbers:

- 1, 1 1/2, 2 in. sizes: **F1BUNANRRING**
- 2 1/2, 3 in. sizes: **F1BUNAWRRING**

### Dual and Multiple Filter/Strainer Assemblies

Two or more units can be installed in parallel with bypass valves, gauges, or switches, enabling continuous system operation when one unit must be cleaned or serviced. Contact your independent Swagelok® sales and service representative for more information.



**The Baldewein Company**

Phone: 847-455-1686

Fax: 847-455-1706

[www.baldeweinco.com](http://www.baldeweinco.com)

[info@bcoparts.com](mailto:info@bcoparts.com)